

# TRAVEL TIPS

FROM CEMSIES



## EUROPE

### SWITZERLAND, University of St. Gallen

#### **University**

The university classes were of a very high standard, often taught by professors with a high profile in the business world, so it was common for prestigious guest speakers to be invited. CEMS classes usually had greater mid-year requirements and group assignments, we did not have many exams, and where we had, it usually had a low weight in the overall grade.

#### **CEMS life**

The university has placed great emphasis on the integration of foreign students. At the beginning of the semester, we had the opportunity to get to know the university building and to carry out the most important administrative tasks related to our arrival at the same time, through an orientation programme and a Campus Rally. In addition to the university staff, the students were also very helpful in helping foreign students to settle in. BuddySystem is an international student organisation at the University of St.Gallen, which organized a number of activities during the semester, especially for foreign students, to help them get to know the city and the surrounding area. The CEMS Club was also very active, we usually had more than one event weekly.

#### **Accommodation**

Regarding the accommodation, foreign students can choose to apply for university dorms, or they can search on their own. The advantage of the dormitory is that you will live together with other international students. I was living in a shared apartment, because it is possible to find better prices than what the university offers, the dorms are 650-900 CHF and I could find a room for just 380 CHF so it is worth looking around. For finding a room, you should use *Sharing Is Caring University of St. Gallen (HSG)* Facebook group. The city is not very big, I was not living very close to uni, but I could get there with a 15 min bus ride or 30 min walk. If you plan on partying a lot, than I suggest finding an apartment in the city centre, cause there are no night buses (only Tier scooters during the night).

#### **Getting around the city**

Swiss transport is very well organised, with almost no delays, but this is reflected in the ticket prices, which are extremely high. If you plan to travel a lot within the country, I recommend you buy the Halbtax card, which entitles you to a 50% discount. Within St.Gallen you can travel by trolleybus and bus, you can get a monthly student ticket for the city which is around 50 CHF.

#### **Travel around**

Switzerland has a lot of great mountains, and amazing hike routes, it is definitely worth checking these out.



## **University**

It is a very small private university, so all students are amazingly knowledgeable and a bit more competitive than usual. There is a curve/average system at the university, most students will get a "B" which at SSE is "very good" - and it is very good! Grade "A" stands for excellent, that is usually about 5-10% of the class and it is not easy to reach that level. All courses are 7.5 ECTS, so you are only allowed to take two courses per term (one semester is two terms). One of my favourite courses was "Investment and value creation in global sports" as I have a strong educational and professional background in sports economics and management, and it contributed greatly to the success of my master thesis. Outside of the classes, the university student association, as well as the CEMS club are very active with almost weekly social and educational/professional events.

## **CEMS life**

I did the block seminar there, which was the one of the most unique and exciting experiences of my life. As being part of the social team in the CCS, I can only say good things about the CEMS Club life. Lot of social and corporate events, many self-organized get togethers as most of the CEMS students lived in the same dorm.

## **Accommodation**

Dormitory and would not recommend anything else! It is hard and expensive to find accommodation in Stockholm and as far as I know CEMS students always get their dorm selection. I chose the most expensive option that is about 50 meters from the university, which cost 7000 SEK. My tip again: apply for a dorm room, you won't regret it.

## **Getting around the city**

A lot of walking and public transportation. The student monthly pass costs 690 SEK (and it's worth it, especially in the cold months). You can apply for a student card through the student organization and can use it the same way as the Hungarian student card.

## **Travel around**

Brace yourself... There is not a single thing in Stockholm that is not worth visiting! From the three main islands to the metro station art, from the archipelagos to museum. Stockholm is beautiful and try to visit every outdoor place when the weather is nice. During my semester I travelled to Copenhagen and Helsinki, went to Kiruna during the block seminar, and visited the lakes with friends where we checked out Linköping too. You can also go to Malmö, Oslo, and up on the arctic circle in the winter. Just get all your friends and book the cheap tickets!

## **Other tips**

1. Have black tie attire with you! Swedes like to organize banquets (and attend at least one of them)
2. Have a lot of winter but also summer clothes
3. Fly to Arlanda airport as it is close to the city and easy to reach
4. Eat as many kanelbullar as possible (Café Pascal and Gust are the top spots!)
5. Start listening to ABBA if you haven't started yet

### **University**

Koc University is a prestigious private university on the Northern side of Istanbul. Even though the campus is far from the city centre, it is quite well-equipped with a massive sports centre, outdoor-inside swimming pool, and numerous restaurants and coffees available for students' needs. You would never feel that you would need to leave the campus, which transportation is well connected to the closest metro station. The University emphasizes community-building especially for international students by organising many city tours, movie nights or cooking workshops.

Regarding education, I would like to emphasize that most of my professors did not come from an academic background, but they have forged remarkable careers. Therefore their teaching methods were more practical based on real-life examples. They expect you to actively participate in class, and participate in the high-niveous discussions. On the other hand, you are not burdened with numerous tasks during the semester, but with this method I learn a lot more.

I have two classes that I would like to recommend. First Corporate Dynamics with Professor Esref Unsal. His real-life experiences will help you to navigate your decisions more consciously in the corporate world. The other one is Marketing Communication Strategies with Nilufer Aydinoglu. Even if you have experience with marketing courses before, even if you think it did not stand close to you I would recommend to give a chance for this class. I guarantee you have not met with a similar approach before.

### **CEMS life**

CCI is a relatively new and therefore a smaller club, which can provide a close-friends group-like feeling. You can get to know each individual on a deeper level, which would be impossible with a bigger club. It also did not require a lot of organization to gather everyone together. Our programs were colourful and frequent.

### **Accommodation**

During the semester I rented out an apartment with my fellow CEMSies together. I paid approximately 500 Euros each month. Although the university offered a dormitory option, they had quite similar price for a shared room. As the campus is far from the city centre I knew I would like to explore the city, therefore I rented an apartment close to the end station of Metro line 2 (Haciosman). So I had the option to reach the centre easily, but it only took me 15 minutes with the university shuttle to reach the campus. I would recommend you to look for accommodation close to the Metro line 2.

I would recommend sharing an apartment with fellow CEMSies. For finding the apartment check out the Erasmus Facebook groups, Airbnb-s. Check out the reviews of the landlord.

### **Travel around**

There are so many things to see, you would never get bored of the city. Other than visiting the Historical part of the city I would recommend you to take the ferry from Sariyer to Karaköy/Besiktas during sunset. It is mesmerizing. Also, Kadiköy is a city which is vivid, full of nice coffees and bars, worth visiting.

Personally, Istanbul was enough for me to explore during the semester. But there are so many beautiful sides to see, I would recommend visiting Kapadokya at least. In the Erasmus WhatsApp groups, they were organising a lot of trips specifically for Erasmus students.

### **Getting around the city**

There are so many affordable options to use for transport inside Istanbul. There is the central public transportation company, where with your Istanbul-cart you can use the central bus lines, metros, metro busses, Marmaray train and ferries. On your plastic card you upload money via vending machines, which can be found close to metro and ferry stations. Often they only accept cash.

Other than that, you can use minibuses, where you need to pay on the bus via cash. On the front, it is

written the destination/ stations. It is easy to find one, they are faster than the Central Transportation busses, and their prices are similar.



Taxi is also way more affordable than in most European countries. I used them, especially at night.

There is a huge student discount on public transportation. To obtain this, you need to request a personalized plastic card. You can do this at public transportation offices by presenting the Koc University-issued student ID and your passport. With this card, I was able to purchase a package at kiosks, which allowed me to use public transportation 200 times in a month for 100 TL. According to the inflation, this price can differ.

### **Other tips**

Although the country is relatively cheap, scams happen quite often even with locals. It is not that harmful, but be careful and conscious, and you will have a great time.

The city is full of so many different options it can be overwhelming. Don't be afraid to ask for recommendations from fellow local students, friends.



### **University**

University life at UCD offered a unique experience as business students were based in the Blackrock campus, separate from their peers in Belfield. This separation created a close-knit community atmosphere, with common areas being less crowded, allowing you to become familiar with a significant portion of the Blackrock campus population on a daily basis.

During my spring semester at UCD, I had only three courses, which included the Business Project, Global Leadership and the Pricing Strategy hard skill elective. The Business Project was notably rigorous in terms of workload and effort required, while the other two courses were more hands-on, involving numerous case studies, group projects and presentations. Professors, understanding the time commitment of the Business Project, provided some flexibility to help us better manage our schedules.

I wholeheartedly recommend the Pricing Strategy course, as it was exceptionally informative and featured a wealth of modern-day case studies. I particularly found the final part of the semester, focusing on behavioural pricing, to be quite enjoyable.

### **CEMS life**

It was a great privilege for me to collaborate with Concern Worldwide, the largest Irish NGO, on my Business Project. Working with Concern opened my eyes to the challenges and constraints faced by non-profit organizations compared to for-profit companies. I realized how even a significant change could have a profound impact on their mission. While initially, working with Concern Worldwide was not at the top of my list for the Business Project, I was pleasantly surprised by the experience. Despite its challenges and the substantial time commitment from our team, we found it fulfilling, and Concern was also pleased with the outcome.

CEMS Club Dublin offered us a variety of wonderful activities and opportunities to connect with both our fellow students and the vibrant city of Dublin. The balance of events was just right, allowing us to fully enjoy each one. I will cherish the memories of our trip to Galway, the Running Cocktails and Sustainable Dinner events, our Chinese New Year dinner, the Easter Brunch and the countless charming pubs in Dublin that I had the pleasure of discovering thanks to CEMS Club Dublin.

### **Getting around the city**

Public transportation in Dublin leaves much to be desired in terms of reliability and punctuality. Buses often lack a consistent schedule, with instances of two buses arriving within a short span while at other times, passengers have to endure a 20-minute wait. Hence, I preferred walking when feasible in the city center. The Dart train, which transported me to Blackrock, generally adhered to its schedule and arrived on time. However, I still had to cover a 15-20 minute walk from the station to reach the university. In summary, public transport in Dublin is serviceable but falls short of excellence, particularly when time is of the essence.

Dublin's public transportation system requires a 2 euro fare for each individual trip. Payment is conveniently made using the LEAP Card, which can be loaded with funds via a smartphone and tapped on the small device located on buses, trams, or trains. Since I primarily walked within the city center, I managed to save a significant amount on public transport. Nonetheless, my monthly expenditure on public transport still amounted to approximately 50-80 euros.

Students in Dublin are eligible for a 50% discount, reducing the single ride fare to just 1 euro. You can validate your student status by presenting your UCD card when obtaining your LEAP Card during orientation week. A helpful tip: It is customary in Dublin to express your gratitude by saying "Thank you!" when getting off from a bus. Also, remember to signal an approaching bus by extending your hand to indicate your intention to board, as they may not stop at the bus stop otherwise.

## **Accommodation**

Securing accommodation in Dublin poses significant challenges and risks due to the prevalence of scams associated with fake and non-existent online apartment listings. Fortunately, I had the good fortune of connecting with a Romanian-Hungarian individual on Facebook who had a spare bedroom available in his centrally located apartment. The outcome was highly satisfactory, and my roommate and I got along famously.

The University College Dublin (UCD) offered a limited number of on-campus accommodation options. During the summer, we had the opportunity to join a waiting list, and rooms were assigned on a first-come, first-served basis. I narrowly missed the chance to secure a room in the Proby residences building, which housed ten rooms dedicated exclusively to CEMS students. However, I later learned that the Proby residents were paying nearly double the amount I was, despite having to share a single washing machine among a hundred people. So, all in all, I considered myself fortunate. My monthly rent, including utilities, was 750 euros, a considerable bargain compared to the 1400 euros paid by the Proby residents.

Dublin is a remarkably safe city with a low crime rate, making safety a minor concern when it comes to apartment hunting. CEMS students moving to Dublin must make a choice: whether to reside near the city center, where most social events occur but entails a more than an hour-long commute to Blackrock, where the campus is located, or to live close to the university in a quiet, family-friendly environment with dozens of green spaces, requiring a one-hour bus ride home when social events in the city center end.

Here are some areas I recommend considering for accommodation:

- In the city: Smithfield, St. James' Gate, Usher's Quay, the O'Connell Street area, near St. Stephen's Green and close to Trinity College
- Near the campus: Booterstown, Blackrock, Monkstown, Sandyford, Seapoint and Dún Laoghaire

When searching for accommodation, it's crucial to follow some essential guidelines: never make advance payments, conduct a video call tour of the apartment before making any bookings, explore numerous student accommodation options throughout the city, understand that higher prices don't necessarily equate to better quality, be prepared to make compromises, and prioritize locations within walking distance to both the Dart train and the River Liffey. This strategic positioning allows for easy access to the Dart for commuting to Blackrock and ensures quick access to buses running along the Liffey.

## **Travel around**

Trinity College, Temple Bar, Phoenix Park, Guinness Storehouse, Dublin Castle, The Brazen Head - Europe's 3rd oldest pub, St. Stephen's Green

Galway and the Cliffs of Moher tour, castle of Kilkenny, Smithwick's brewery

Belfast - lively student town that is only a 2-hour train ride away, flights are scheduled to London every hour, Edinburgh and the Highlands in Scotland (say hello to Nessie!)

## **Other tips**

Be ready for frequent rain and highly unpredictable weather. Additionally, don't be afraid when a local resident strikes up a conversation with you unexpectedly. While it might seem unusual, Dubliners are genuinely friendly, enthusiastic about meeting people from other countries, eager to get to know you and share a pint of Guinness.





## FINLAND, Aalto University

### **University**

Aalto University has a very vibrant student life. Every week there are events organized by one of the student organizations (there are a plenty at Aalto). The Student Union is called KY and they are really active to keep up the student spirit even for international students.

The teaching is really practical. We often had guest speakers in our classes and our corporate partners were often involved in the development of the course. There were many project courses where we had to work on some kind of real life business project, often involving corporate partners. The courses are absolutely deliverable, in most cases the main requirement is a project work. I only had a traditional exam in one of my courses, all the other courses required us to do a semester or quarter project.

### **CEMS life**

I CEMS Club Helsinki is a very active and cohesive community. We have organised many activities together, mainly social and corporate activities. I was Head of Corporate Relations and we worked with a lot of companies. Most of the companies were very positive about approaching us.

### **Accommodation**

In Helsinki, most exchange students live in HOAS apartments. This is a company who own several buildings and rent out apartments/rooms in these buildings to students. They have several locations, but wherever you end up, you're sure to have a great time! Other housing options are quite expensive in Helsinki, the best option is HOAS.

Pasila, Kallio, Töölö, Espoo, these are nice and affordable areas of Helsinki.


### **Getting around the city**

Public transport in Helsinki is very good! There is a metro, numerous trams, buses and trains within the city. They are very reliable and very punctual. A monthly student season ticket costs around 30 euros.

### **Travel around**

Helsinki is not a big city, you can explore it very quickly. I would definitely recommend Soumenlinna Island, Helsinki Cathedral, Oodi Library, the entire city centre, Kallio area. If you go a little further afield, Espoo, Nuuksio National Park, Tampere, Turku and Porvoo. Also, if you are in Finland, Lapland is a must.

Also Tallinn is 2 hours by boat which is a super nice city, with way more cheaper prices than Helsinki. Stockholm is also easily reachable by plane or boat!



## PORTUGAL, NOVA SBE

### **University**

As the Lisbon cohort is one of the biggest ones of all CEMS Clubs out there, the social life is amazing. Only thing you'll have to worry about is the FOMO you'll probably have sometimes, because there is always so much going on, you can't possibly go to every event.

I really enjoyed Negotiation Strategy and the Introduction to Programming course. But also if you're interested in Digital Marketing there was one course named like this where we got to do a real Google Ads campaign with help of industry professionals, that was also very useful.

### **CEMS life**

I didn't do the BP in Lisbon, but I've heard there are always great companies and projects to choose from!

CEMS Club is great, they do the coolest events, trips, merch and team buildings. Go check out @cemsclublisbon on Instagram! It's huge and they always have something going on. And they really do make use of Portugal's great landscapes and beaches and take you out of Lisbon, to surf, to visit other cities and to have a great experience overall!

### **Accommodation**

I had been living just near the Avenida metro station in a shared flat with 4 Hungarian girls. I was paying 350 euros for the room. It was by far the cheapest option. I didn't know anyone else paying even near this price. If you're going to Lisbon, plan with 700+ euros per month for a single room. Look in the city, near Cais preferably, because it's where the trains go from to the Uni campus, but if you're into surfing and more chill, you can search for something in Carcavelos too. Check first with friends and reach out to (ex)CEMSies who've been to Lisbon, always better to get contacts from acquaintances.

### **Getting around the city**

Never the bus. You can't trust them. Maybe metro, but your feet always helps you out. I'd been walking a lot.

As I remember the ticket was 30 euros in case you were under 24. Above 40 EUR per month. Uber and Bolt are very cheap to Hungarian standards. Sometimes it's really worth using them.

### **Travel around**

Go to small restaurants, search for the places where the locals go, just like O Cantinho do Alfredo, in Lisbon it's typically true: the worse it looks from the outside, the better the food.

Rent a car and go through the country from north to south, near the beach, discover the small hidden treasures.

Go to Porto, to Madeira and to the Azores too. Visit Algarve.

### **Other tips**

You can text me anytime. @blntkosa



### **University**

It is worth noting, that even though most CEMS students, who choose ESADE as their host university, will live in Barcelona, the University is actually located in Sant Cugat. It is not necessarily a bad thing, but commute times can range from 45 minutes every day to up to 1.5 hours (one-way), depending on where you manage to find accommodation within the city, so make sure that the classes you choose to have manageable hours. You may want to optimize your schedule to minimize the commute time.

ESADE itself is a very prestigious place to study, with a nice and modern campus. Professors are usually well-prepared and take education and grading seriously, but some students may find more laissez-faire-styled courses as well. The grading system is rather tricky; they use both letters and numbers. First, for individual performance on exams, they give you a grade from 1 to 10. Based on class performance, they will assign a letter grade from A to F, where A represents the top 10% of the best-performing students. The grade itself is usually made up of several components: assignments, exams, and class participation. Class participation is something that professors take very seriously. Some professors have teaching assistants who take notes during each class about the students' contributions and the quality of their participation. They reward not only answering questions but also whether your comments contribute to the discussion. They believe that the average student performance should be around 8.5, and some teachers will grade accordingly, as they do not believe that all students are excellent or can achieve a perfect 10. In that mindset, unless you are willing to work for it, you may have to settle for a few 4 grades when you complete your courses, as grades above 9.0 are considered 5 grades, and grades between 7.0 and 8.0 are also common (which would be accredited here as a 3).

ESADE is one of the few universities where you can choose an alternative course to Global Strategy, which is International Entrepreneurship. During the course, we had to come up with a startup idea and develop its business model with each lesson. In the end, we had to pitch it to a representative of the ESADE Incubator program. It was a lot of fun, and if you happen to be someone who does not want to pursue a career in consulting and would consider becoming an entrepreneur, I highly recommend this course.

Also, Financial Analysis, as a hard skills course for me, was super helpful. If you have a basic understanding of the financial statements of companies and remember how to calculate NPVs, you have a head start, as this is considered a beginner course. It requires you to do quite a bit of work, but it's super handy if you want to refresh or build a foundation for management accounting and understand how companies are evaluated. Eventually, the requirement of the course is to pick a company and evaluate it based on its financial reports, forecasts created from the collected data, and an understanding of the industry itself.

### **CEMS life**

CEMS Club Barcelona is quite a big cohort. There are around 40 home and 40 incoming students, making a total cohort of around 80 people. It is very international, as ESADE home students are usually also from abroad (I for example only had 2 classmates who were from Spain). The club is very active and organizes a lot of activities from running cocktails to trips to other cities (we went to Valencia together). During my exchange, CEMS Club Barcelona was also organizing the career forum, which was an additional activity.

### **Accommodation**

Finding a place to live in Barcelona can be quite a fun challenge, especially with the city's vibrant and diverse atmosphere. Depending on what you're aiming for during your semester, you should think about which part of the city would be the best fit for your apartment or room search. The historic area includes El Raval and the Gothic Quarter, which are also the hubs for nightlife. Just keep in mind that while El Raval might have great locations and prices, it's also a spot where pickpockets target tourists quite often.

Another neighborhood worth considering with a genuine vibe is El Born. It's buzzing with nightlife, and you can find some fantastic places near metro lines L2 and L4. Eixample is a popular choice, packed with attractions and eateries. This part really defines Barcelona's urban image, but the demand does make prices a bit higher. If you want a similar vibe at friendlier rates, Sant Antoni could be a good bet. Gràcia is super popular, kind of like 'Buda' along with Sarrià, with similar prices and distances from the city center.

If you're looking for something cheaper and quieter, El Clot and Poblenou are your best bet. They're well-connected to the city, but expect a 20-30 minute commute during the day. Ultimately, it's about figuring out what you want for the semester and what your budget is.

When you've got your goal sorted, it's crucial to look for apartments on the right platforms. Scam ads are pretty common. Idealista is a widely used platform where agencies and individuals advertise for free, but do your homework on the advertiser's reliability. Bigger agencies like Sh Barcelona, Atemporal, and myspacebarcelona are trustworthy options. You can also check their websites for a full view of what they offer. For rooms, liverfurther.com and bcn-nest.com specialize in advertising individual properties and can be a great help for students.

Depending on what you're searching for - a room or an apartment - timing is key. Book rooms as early as possible, even a semester in advance. I'd steer clear of idealista for rooms; housinganywhere.com or uniplaces.com are better options. For apartments, it's best not to start looking earlier than two months in advance. They're usually posted in a move-in ready form within a month, and landlords prefer tenants who can move in promptly or check out the place in person if needed.

### **Getting around the city**

The best way to get around the city is by using public transport. The metro system is awesome and pretty cheap, plus there are trams and buses available. If you're under 25 and a student or a local, there's usually a discounted price. It's always worth checking out the options you have. When I was studying in Barcelona in fall 2022, they introduced a cool new thing in September, giving students a 50% discount, which was pretty sweet. If you're into cycling, renting bikes is a great way to get around. It's super time-saving and efficient, whether it's daytime or at night. You can pay a monthly fee for them by following the service's instructions. Usually, they ask for a local ID number, but from what I've heard, any number works fine as they don't usually check, allowing you to use the bikes through the app without having to get one for yourself.

### **Travel around**

So many things to do! I could chat for hours about the incredible spots to explore in Barcelona and the nearby areas in Spain. But let's get down to the essentials. First off, hit the beach, soak in that amazing water. Take a stroll down La Rambla. Visit any of Gaudí's masterpieces like the Sagrada Família and Park Güell. Pop by a museum, maybe the Picasso one. And once you've ticked these off your list in the first week, dive into the city!

Keep an eye out for local events and festivals; those are the ones that stick with you. Check out Erasmus trips - they're budget-friendly and offer day trips and hikes, perfect for covering as much ground as possible. Plan a weekend camping trip to Ibiza or Mallorca; it's an absolute blast. Arrange group outings with your cohort to the North of Spain (Bilbao), Valencia, or Andalucía (Sevilla). Catch a train to Madrid, or go on hikes or visit medieval towns organized by Erasmus Barcelona by Shaz. Or if you are up for it, head to Montserrat on your own. There's so much to do and it all depends on what gets you excited!



# REST OF THE WORLD

## AUSTRALIA, The University of Sydney

### **University**

Most classes for business students were either 9-5 ones (only for a quarter semester), or half-day workshops (for the full semester). The former required more listening, the latter focused more on active participation. In general, classes required you to read about, or even prepare writings/questions/observations about the topic before the class took place. Workshops also usually required journals or posts about the overall experience etc. after each class.

Some classes relied on more regular tests/blogs/exercises, others more on end-term exams. All exams were open book.

The University buildings themselves (at least the ones you will likely go to) are clean and modern, with plenty of spaces/cubicles to study alone or with your group. There are many libraries as well, especially on the main campus.

I really enjoyed the class 'Managing People and Organisations'. We tried out simulations, we discussed many different issues in groups, we relied heavily on our own perspectives and ideas, and the class overall had a really nice atmosphere.

### **CEMS life**

The club hosted various social events, especially in the beginning of the semester. There were chances to meet CEMS USYD alumni as well.

### **Accommodation**

During my semester, I was fortunate enough to spend my time at an acquaintance's place. However, the university offers multiple dormitory options, which vary in price. Friends abroad also recommended flat-share, but those should be found way ahead in advance.

As to where you should stay, it depends on where your classes would take place. However, as business students you will mostly be situated in the Business School building near Town Hall, and sometimes the Abercrombie building near Redfern. For this reason, I think the best option for accommodation would be near the Central station if you want to spend less time travelling. However, the northern, or beachy areas are a bit calmer if that's what you're looking for.

### **Getting around the city**

Public transportation is usually reliable within the city. I mostly used the trains, which run very often (5-10 minutes during the day), however the trams and buses cover more areas. Buses are much cheaper than the other two, but they can be quite late. Before your student ID arrives, you will need to pay full amount (you can use your credit card which you will need to tap on and off the vehicles). After that, you can order a concession Opal card, with a reduced fee of 50%. In total, with additional cruising and travelling, I spent approximately 120-150 AUD a month. (There is a maximum amount you can spend a day, after that all rides are free. Also, on some holidays you can travel for free as well.)

### **Travel around**


I think the most popular ones, such as the Opera House and the Harbour Bridge, and Bondi beach are all worth seeing. But since Sydney is so huge, there are countless sights to see. I personally loved the Northern beaches and the Dee Why area. Manly beach and Watsons Bay are both great for longer hikes with beautiful sights. The Blue Mountains are also definitely worth to see, with many different paths for shorter and longer walks.

For longer trips, I can recommend visiting Tasmania, which has a diverse landscape and many animals you can see in the wild (not the scary ones). The Great Ocean Road is also a great trip alongside the coast near Melbourne.

In any case, be prepared for unexpected rain and always use sunscreen/hats!

### **Other tips**

It's never too early to start preparing for your flight, Visa, and accommodation options!





## CHILE, Universidad Adolfo Ibanez

### **University**

The university is located an hour away from the city, approachable by free transfer buses. Not many activities at the university, but many freely organized programmes. I recommend taking Non-market strategy and Negotiations.

### **CEMS life**

There were activities, but less than in Budapest. This was not necessarily a problem, because Chileans are very welcoming, so there were many activities organized randomly, where everyone could participate, so I think it is different but you have the same amount of opportunities.

### **Accommodation**

I had a room in a 6 person house in Las Condes, near los Dominicos, where one of the shuttle bus departs. The uni did not provide housing. I paid 320.000 pesos per month (330 euros).

I recommend Las Condes, Providencia, Vitacura and maybe la Reina. The city center is considered dangerous, don't live there.

I went there without having a room, I stayed in hostels and airbnbs. It was fine, but I don't recommend it. Visit this site: [compartodepto.cl](http://compartodepto.cl)

### **Getting around the city**

On public transport there are no passes for exchange students, so every time you have to buy a line ticket. This costs around 1.5 euros. Many people don't buy tickets. Chileans usually have a car, and if you become friends with them, they take you home.

### **Travel around**

Hiking. More hiking. Go to Atacama, go to Patagonia, surfing, and if you can, visit the surrounding countries. Many people did hikes in the Torres del Paine national park, my advise is to go 100%, but start planning as early as possible, because you have to book campsites as well.

### **Other tips**

Our group didn't even try to get the student visa, because the ones who tried did not get it even after we left the country, and it was just hustle and money paid for nothing. You don't need it, but only if you leave the country (the tourist visa is valid for 90 days, so if you are there for longer, you must leave).

Some Chilean websites don't accept foreign cards. This could be an issue, especially if you want to buy flight tickets from Chile. Our groupmates were really kind, they helped us even with this.

Chileans don't like heating, at the beginning of September it was really freezing, so take warm clothing as well. Students don't dress up as professionally as in Budapest, so you don't need many clothes.

Ask me anything (Fanni Szabó), my whatsapp: +36302631847



